


SSP-MS series

Installation can be done by merely lowering the pump into a discharge column



Special Features:

- It is easy to install the pump into a discharge column where the force of gravity keeps it seated firmly.
- Since it is a submersible type, no priming water is necessary. It is an advantage in emergency or automatic operation.
- It saves the work time for maintenance and inspection as removal and reinstallation can be quickly performed.
- The pump takes less aboveground space than end-suction centrifugal pumps, which reduces the construction and facility cost.
- It is possible to select the best installation method from among several types of discharge columns: steel pipe, cast iron pipe, and concrete casing, etc.
- It is compact but exhibits high efficiency and performance.
- The pumps are available with the discharge diameter ranging from 300mm to 1500mm.



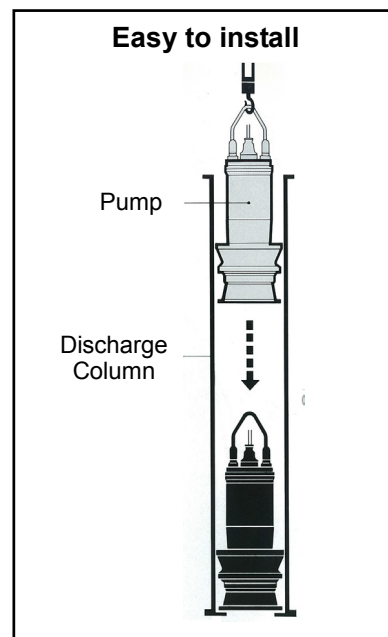
Impeller of SSP-MXS

Applications:

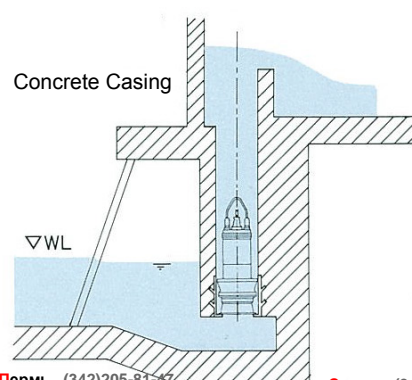
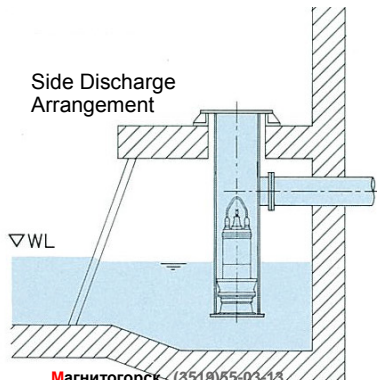
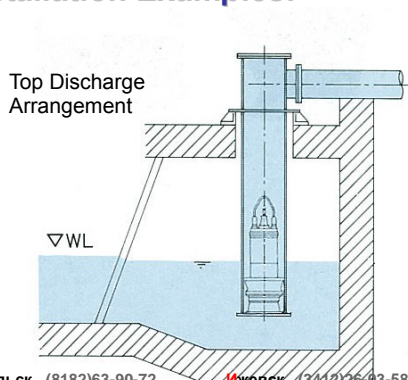
- Pumping wastewater and stormwater in sewerage system
- Land drainage and irrigation
- Emergency floodwater drainage
- Draining or transferring large volumes of water

Major Components & Specifications:

Discharge Bore		mm	300	400	500	600	700	800	900	1000	1200	1350	1500	
Pumping Fluid	Type of Fluid	Stormwater, river water, wastewater												
	Fluid Temperature	0 to 40°C												
Pump	Structure	Impeller	Mixed Flow Type											
		Shaft Seal	Double Mechanical Seal											
		Bearing	Ball Bearing or Roller Bearing											
	Materials	Impeller	Gray Cast Iron											
		Guide Casing	Gray Cast Iron											
		Suction Casing	Gray Cast Iron											
Motor	Shaft Seal	SiC & Tungsten Carbide												
	Type	Dry Type Submersible Induction Motor												
	Insulation	Class E or Class F												
	Phase	Three-Phase												
	Built-in Protection Devices	Miniature Protector & Leakage Sensor												
	Lubricant	Turbine Oil ISO VG32												
	Materials	Motor Frame	Gray Cast Iron											
		Shaft	420 Stainless Steel											
Cable		Chloroprene Rubber or Polychloroprene Rubber Sheath												



Installation Examples:



Архангельск (8182)63-90-72
 Астана (7172)727-132
 Астрахань (8512)99-46-04
 Барнаул (3852)73-04-60
 Белгород (4722)40-23-64
 Брянск (4832)59-03-52
 Владивосток (423)249-28-31
 Волгоград (844)278-03-48
 Вологда (8172)26-41-59
 Воронеж (473)204-51-73
 Екатеринбург (343)384-55-89
 Иваново (4932)77-34-06

Ижевск (3412)26-93-58
 Иркутск (395)279-98-46
 Казань (843)206-01-48
 Калининград (4012)72-03-81
 Калуга (4842)92-23-67
 Кемерово (3842)65-04-62
 Киров (8332)68-02-04
 Краснодар (861)203-40-90
 Красноярск (391)204-63-61
 Курск (4712)77-13-04
 Липецк (4742)52-20-81
 Киргизия (996)312-96-26-47

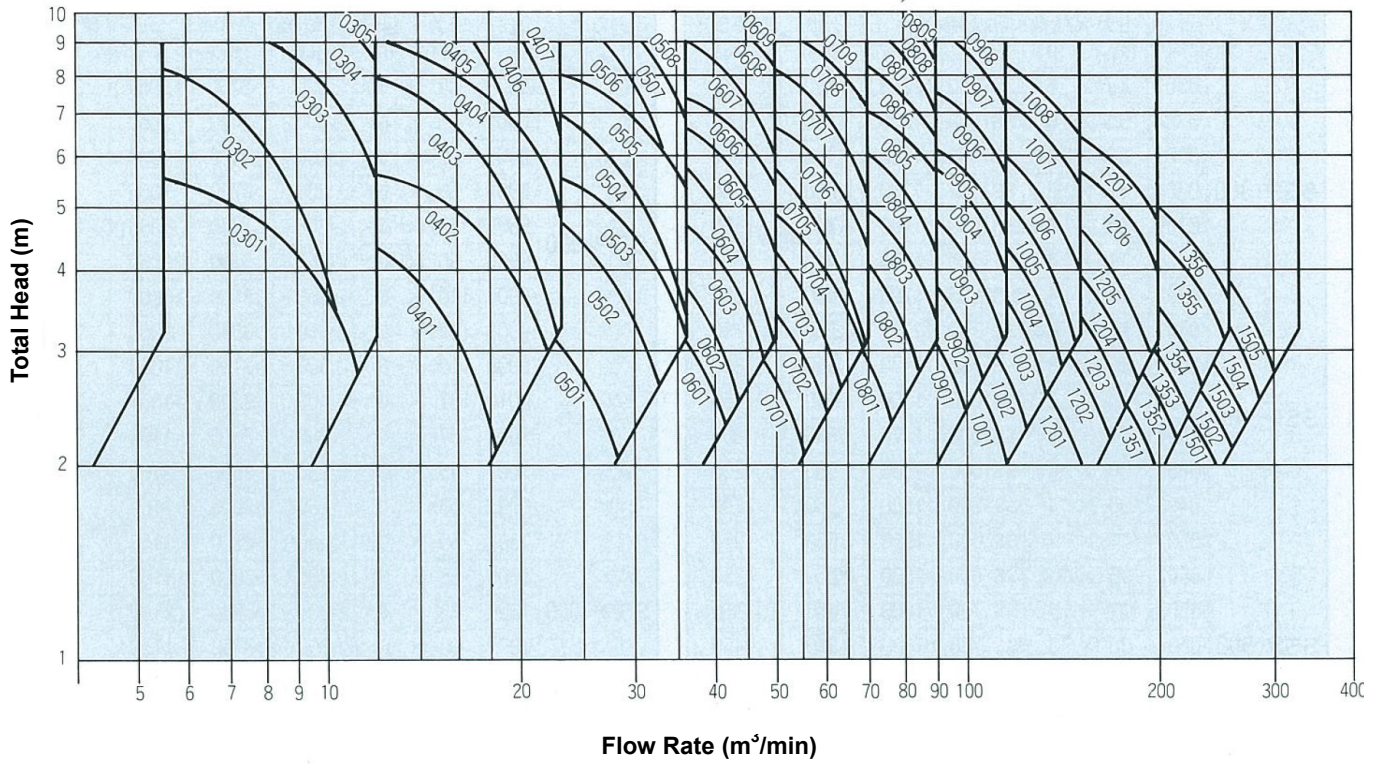
Магнитогорск (3512)55-03-15
 Москва (495)268-04-70
 Мурманск (8152)59-64-93
 Набережные Челны (8552)20-53-41
 Нижний Новгород (831)429-08-12
 Новокузнецк (3843)20-46-81
 Новосибирск (383)227-86-73
 Омск (3812)21-46-40
 Оренбург (3532)37-68-04
 Пенза (8412)22-31-16
 Казахстан (772)734-952-31

Пермь (342)205-81-47
 Ростов-на-Дону (863)308-18-15
 Рязань (4912)46-61-64
 Самара (846)206-03-16
 Санкт-Петербург (812)309-46-40
 Саратов (845)249-38-78
 Севастополь (8692)22-31-93
 Симферополь (3652)67-13-56
 Смоленск (4812)29-41-54
 Сочи (862)225-72-31
 Ставрополь (8652)20-65-13
 Таджикистан (992)427-82-92-69

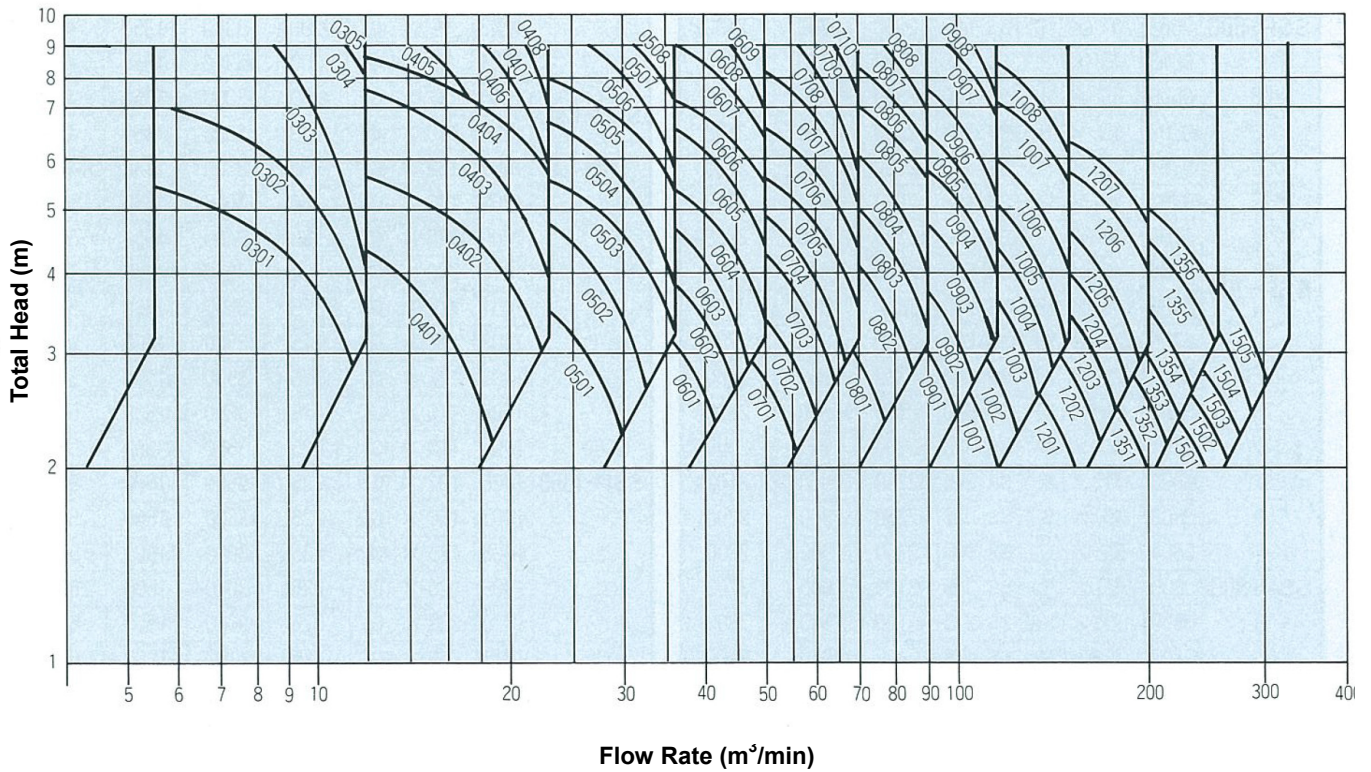
Сургут (3462)77-98-35
 Тверь (4822)63-31-35
 Томск (3822)98-41-53
 Тула (4872)74-02-29
 Тюмень (3452)66-21-18
 Ульяновск (8422)24-23-59
 Уфа (347)229-48-12
 Хабаровск (4212)92-98-04
 Челябинск (351)202-03-61
 Череповец (8202)49-02-64
 Ярославль (4852)69-52-93

Performance Curves:

50Hz



60Hz



50Hz

Specifications:

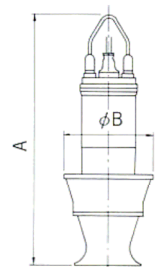
Models	No.	Motor Output x No. of Poles	Speed	A (mm)	φ B	Mass (kg)
SSP-300 MS	0301	11x 6	SS1000	1350	560	700
	0302	15x 4	SS1500	1400	560	700
	0303	22x 4	SS1500	1400	560	800
	0304	30x 4	SS1500	1620	560	1200
	0305	37x 4	SS1500	1620	560	1250
SSP-400 MS	0401	15x 8	SS 750	1640	660	950
	0402	22x 8	SS 750	1700	660	1300
	0403	30x 6	SS1000	1700	660	1300
	0404	37x 6	SS1000	1700	660	1400
	0405	45x 4	SS1500	1700	660	1400
	0406	55x 4	SS1500	2150	660	1650
	0407	65x 4	SS1500	2150	660	1700
SSP-500 MS	0501	22x12	SS 500	2250	800	1850
	0502	30x10	SS 600	2250	800	1850
	0503	37x10	SS 600	2600	800	2400
	0504	45x 8	SS 750	2600	800	2400
	0505	55x 8	SS 750	2600	800	2550
	0506	65x 6	SS1000	2600	800	2550
	0507	75x 6	SS1000	2600	800	2700
	0508	90x 6	SS1000	2600	800	2850
SSP-600 MS	0601	30x14	SS 428	2650	950	2600
	0602	37x12	SS 500	2650	950	2600
	0603	45x12	SS 500	2650	950	2800
	0604	37x10	SS 600	2300	950	2800
	0605	65x10	SS 600	2650	950	3000
	0606	75x10	SS 600	2650	950	3100
	0607	90x 8	SS 750	2650	950	3100
	0608	110x 8	SS 750	2650	950	3300
	0609	132x 6	SS1000	2650	950	3300
SSP-700 MS	0701	37x G	350	2600	1050	1700
	0702	45x16	SS 375	2700	1050	2900
	0703	55x14	SS 428	2700	1050	2900
	0704	65x14	SS 428	2700	1050	3100
	0705	75x12	SS 500	2700	1050	3100
	0706	90x12	SS 500	3200	1050	3800
	0707	110x10	SS 600	3200	1050	3800
	0708	132x10	SS 600	3200	1050	4000
	0709	175x 8	SS 750	3200	1050	4400
SSP-800 MS	0801	55x G	320	2750	1160	2500
	0802	75x G	355	3100	1160	2900
	0803	90x16	SS 375	3900	1160	5300
	0804	110x14	SS 428	3250	1160	4100
	0805	132x14	SS 428	3250	1160	4100
	0806	150x12	SS 500	3250	1160	4200
	0807	175x10	SS 600	3250	1160	4200
	0808	220x 8	SS 750	3900	1160	5300
	0809	250x 8	SS 750	3900	1160	5300

Models	No.	Motor Output x No. of Poles	Speed	A (mm)	φ B	Mass (kg)
SSP-900 MS	0901	75x G	295	3100	1300	3300
	0902	90x G	320	3100	1300	3500
	0903	110x G	340	3700	1300	3800
	0904	132x G	355	3700	1300	4100
	0905	150x16	SS375	4100	1300	5700
	0906	175x14	SS428	4100	1300	5700
	0907	220x12	SS500	4100	1300	5700
	0908	250x12	SS500	4100	1300	5900
SSP-1000 MS	1001	75x G	250	3200	1450	3300
	1002	90x G	270	3800	1450	3800
	1003	110x G	280	3800	1450	4100
	1004	132x G	300	3800	1450	4300
	1005	150x G	320	3800	1450	4500
	1006	175x G	330	3800	1450	4800
	1007	220x G	350	3800	1450	5000
	1008	250x G	370	4300	1450	5000
SSP-1200 MS	1201	90x G	195	4000	1750	5500
	1202	110x G	210	4000	1750	5600
	1203	132x G	225	4000	1750	5600
	1204	150x G	230	4000	1750	5700
	1205	175x G	250	4200	1750	5900
	1206	220x G	265	4200	1750	6400
	1207	250x G	275	4400	1750	6500
SSP-1350 MS	1351	110x G	160	4600	2000	7000
	1352	132x G	175	4600	2000	7100
	1353	150x G	180	4600	2000	7400
	1354	175x G	190	4600	2000	7500
	1355	220x G	205	4800	2000	7700
	1356	250x G	210	5200	2000	7900
SSP-1500 MS	1501	132x G	140	5000	2240	8700
	1502	150x G	145	5000	2240	8800
	1503	175x G	150	5000	2240	8900
	1504	220x G	180	5200	2240	9000
	1505	250x G	190	5200	2240	9200

G: with Gears SS: Synchronous Speed

Note:

The symbols A and B in the specifications show the dimensions indicated in the right-hand figure.



Specifications:

60Hz

Models	No.	Motor Output x No. of Poles	Speed	A (mm)	φ B	Mass (kg)
SSP-300 MS	0301	11x 8	SS 900	1760	560	800
	0302	15x 6	SS1200	1400	560	800
	0303	22x 4	SS1800	1400	560	800
	0304	30x 4	SS1800	1620	560	1200
	0305	37x 4	SS1800	1620	560	1250
SSP-400 MS	0401	15x10	SS 720	1700	660	1300
	0402	22x10	SS 720	1700	660	1350
	0403	30x 8	SS 900	1700	660	1350
	0404	37x 8	SS 900	2150	660	1500
	0405	37x 6	SS1200	1700	660	1400
	0406	45x 6	SS1200	2150	660	1650
	0407	65x 4	SS1800	2150	660	1700
	0408	75x 4	SS1800	2150	660	1750
SSP-500 MS	0501	22x14	SS 514	2250	800	1900
	0502	30x12	SS 600	2250	800	1900
	0503	37x12	SS 600	2600	800	2400
	0504	45x10	SS 720	2600	800	2500
	0505	55x10	SS 720	2600	800	2650
	0506	65x 8	SS 900	2600	800	2650
	0507	75x 8	SS 900	2600	800	2800
	0508	110x 6	SS1200	2600	800	2900
SSP-600 MS	0601	30x G	420	2350	950	1700
	0602	37x16	SS 450	2650	950	2900
	0603	45x14	SS 514	2650	950	2900
	0604	55x14	SS 514	2650	950	3100
	0605	65x12	SS 600	2650	950	3100
	0606	75x12	SS 600	2650	950	3200
	0607	90x10	SS 720	2650	950	3200
	0608	110x 8	SS 900	2650	950	3300
	0609	132x 8	SS 900	3150	950	3500
SSP-700 MS	0701	37x G	350	2600	1050	1700
	0702	45x G	375	2600	1050	1700
	0703	55x G	400	2600	1050	1800
	0704	65x16	SS 450	3200	1050	3200
	0705	75x16	SS 450	3200	1050	3400
	0706	90x14	SS 514	3200	1050	3900
	0707	110x12	SS 600	3200	1050	3900
	0708	132x10	SS 720	3200	1050	4000
	0709	150x10	SS 720	3200	1050	4300
	0710	175x10	SS 720	3200	1050	4500
	SSP-800 MS	0801	55x G	325	2750	1160
0802		75x G	355	3100	1160	2900
0803		90x G	380	3500	1160	3700
0804		110x16	SS 450	3900	1160	4800
0805		132x16	SS 450	3900	1160	5100
0806		150x14	SS 514	3900	1160	5200
0807		175x12	SS 600	3900	1160	5200
0808		220x10	SS 720	3900	1160	5300

Models	No.	Motor Output x No. of Poles	Speed	A (mm)	φ B	Mass (kg)
SSP-900 MS	0901	75x G	295	3100	1300	3300
	0902	90x G	320	3100	1300	3500
	0903	110x G	340	3700	1300	3800
	0904	132x G	355	3700	1300	4100
	0905	150x G	400	3700	1300	4200
	0906	175x16	SS450	4400	1300	5800
	0907	220x14	SS511	4400	1300	5800
	0908	250x12	SS600	4100	1300	5900
SSP-1000 MS	1001	75x G	250	3800	1450	3300
	1002	90x G	270	3800	1450	3800
	1003	110x G	280	3800	1450	4100
	1004	132x G	300	3800	1450	4300
	1005	150x G	310	3800	1450	4500
	1006	175x G	330	3800	1450	4800
	1007	220x G	350	3800	1450	5000
	1008	250x G	400	4300	1450	5000
SSP-1200 MS	1201	90x G	195	4000	1750	5500
	1202	110x G	210	4000	1750	5600
	1203	132x G	225	4000	1750	5600
	1204	150x G	230	4000	1750	5700
	1205	175x G	250	4200	1750	6100
	1206	220x G	265	4200	1750	6500
	1207	250x G	275	4400	1750	6600
SSP-1350 MS	1351	110x G	160	4600	2000	7100
	1352	132x G	175	4600	2000	7300
	1353	150x G	180	4600	2000	7500
	1354	175x G	190	4600	2000	7600
	1355	220x G	205	4800	2000	7700
	1356	250x G	250	5200	2000	7900
SSP-1500 MS	1501	132x G	140	5000	2240	8700
	1502	150x G	145	5000	2240	8800
	1503	175x G	150	5000	2240	8900
	1504	220x G	180	5200	2240	9800
	1505	250x G	190	5200	2240	9900

G: with Gears SS: Synchronous Speed

Архангельск (8182)63-90-72
Астана (7172)727-132
Астрахань (8512)99-46-04
Барнаул (3852)73-04-60
Белгород (4722)40-23-64
Брянск (4832)59-03-52
Владивосток (423)249-28-31
Волгоград (844)278-03-48
Вологда (8172)26-41-59
Воронеж (473)204-51-73
Екатеринбург (343)384-55-89
Иваново (4932)77-34-06

Ижевск (3412)26-03-58
Иркутск (395)279-98-46
Казань (843)206-01-48
Калининград (4012)72-03-81
Калуга (4842)92-23-67
Кемерово (3842)65-04-62
Киров (8332)68-02-04
Краснодар (861)203-40-90
Красноярск (391)204-63-61
Курск (4712)77-13-04
Липецк (4742)52-20-81
Киргизия (996)312-96-26-47

Магнитогорск (3519)55-03-13
Москва (495)268-04-70
Мурманск (8152)59-64-93
Набережные Челны (8552)20-53-41
Нижний Новгород (831)429-08-12
Новокузнецк (3843)20-46-81
Новосибирск (383)227-86-73
Омск (3812)21-46-40
Орел (4862)44-53-42
Оренбург (3532)37-68-04
Пенза (8412)22-31-16
Казахстан (772)734-952-31

Пермь (342)205-81-47
Ростов-на-Дону (863)308-18-15
Рязань (4912)46-61-64
Самара (846)206-03-16
Санкт-Петербург (812)309-46-40
Саратов (845)249-38-78
Севастополь (8692)22-31-93
Симферополь (3652)67-13-56
Смоленск (4812)29-41-54
Сочи (862)225-72-31
Ставрополь (8652)20-65-13
Таджикистан (992)427-82-92-69

Сургут (3462)77-98-35
Тверь (4822)63-31-35
Томск (3822)98-41-53
Тула (4872)74-02-29
Тюмень (3452)66-21-18
Ульяновск (8422)24-23-59
Уфа (347)229-48-12
Хабаровск (4212)92-98-04
Челябинск (351)202-03-61
Череповец (8202)49-02-64
Ярославль (4852)69-52-93